



AGENDA

Disaster Preparedness

- 9:00 AM Opening and Introductions
- 9:15 AM Amos Lonokailua Hewett –
- 10:00 AM BREAK
- 10:15 AM Cherish Adamson & Everett Balmores – Community
Emergency Response Team
- 11:00 AM BREAK
- 11:15 AM Jeff Roberts – Preparing Your Property
- 11:45 AM LUNCH

Q&A



Amos Lonokailua-Hewett is a seasoned fire service and emergency management professional with over 31 years of public safety experience. Following his retirement from the Maui Fire Department in 2019 as a Battalion Chief, he became President of *Waihona Emergency & Training Consultants LLC*, a Hawai'i-based firm providing culturally grounded emergency preparedness, emergency response, and training solutions.

In January 2024, Amos was appointed Administrator of the Maui Emergency Management Agency, where he leads county-wide efforts in preparedness, response, mitigation, and recovery. He is known for his operational expertise, strategic leadership, and deep commitment to community resilience.

During his fire service career, Amos held key leadership roles, including head of the Training Bureau and Program Director for both the Fireground Operations and Blue Card Command Programs. He also led the development of Maui Fire Department's Fire Recruit Academy and Fire Officer

Programs.

His service has been recognized with honors such as the *Maui High Foundation Hall of Honor Award* (2021), *Hometown Hero* by Hawaii News Now (2018), and *Manager of the Year* by the Maui Fire Department (2010–2011).

Amos holds a Master's in Public Administration and a Bachelor's in Fire Administration. As a Native Hawaiian cultural practitioner and fluent Hawaiian speaker, he integrates cultural values into all aspects of emergency management.



I am Cherish Adamson, currently serving as the CERT Coordinator for the County of Maui and an active member of the Community Emergency Response Team since 2022. Having called this beautiful island home for the past decade, I live in North Kihei with my husband of 18 years and our three children. We are resource caregivers for drug-exposed toddlers and newborns, occasionally opening our home to these vulnerable children in our community.

My family and I share a profound passion for physical fitness, dedicated to training in Brazilian Jiu-Jitsu while embracing an active lifestyle. We are deeply committed to engaging with our community, ensuring we are always ready and equipped to assist others in their times of need.



Everett Balmores has been employed with the Maui Emergency Management Agency since January 2021. Everett's current title is Communications Systems Specialist. Everett coordinates efforts with Communications Infrastructure partners, coordinates efforts of the Outdoor Warning Siren System with the Hawaii Emergency Management Agency (HIEMA), and coordinates efforts with stakeholders on Alerts & Warnings.

Everett's previous career was in the Hospitality Industry in the Safety & Security Department for 15 years, of which the last 6 years as a Safety Specialist. During his tenure as the Safety Specialist Everett built relationships with local, State, and Federal Emergency Management professionals.

Everett is active in the Lahaina Community and continues to serve the Maui County while on the path with his family to rebuild their house in Lahaina destroyed in the August 8, 2023 Wildfire. Everett currently lives in FEMA Direct Lease housing in Lahaina with his wife, 3 of his 4 children, and his elderly father-in-law.



Eden Stewart joined MEMA in December 2024 as the Public Information Officer. Prior to her role at MEMA, she worked with the American Red Cross, supporting the National team's response to the Lahaina Wildfire as a site manager. With 16 years of experience in the private medical sector, Eden transitioned to disaster response and Emergency Management, drawn to this path by the profound impact of the Lahaina fires and her desire to serve the people of Maui Nui. As a Native Hawaiian with roots on Maui that trace back many generations, Eden has a deep sense of kuleana and a strong commitment to serving her community. Since joining MEMA, she has pursued continuous professional development, completed a variety of FEMA courses and earning Incident Command System certifications to further enhance her expertise and effectiveness in the field. Eden resides in Waiehu with her husband and daughter.



Jeffrey Roberts



As the General Manager of The Ironwoods for the last five-plus years, Jeffrey “Switch” Roberts brings a diverse background to his position. Jeff was also the manager at Kamaole Nalu and Menehune Shores in Kihei. He spent significant time in Michigan, Chicago and Boston as an Oldsmobile mechanic, medical device engineer and licensed contractor. When his family moved to Maui, he was a landscaping supervisor and resident manager. He has an A.A.S. from Triton College in River Grove, IL and a B.S. from Southern Illinois University in Carbondale, IL. He is an Accredited Resident Manager Certification (ARM), a graduate of the Dale Carnegie Course, a Six Sigma Greenbelt and a member of the Community Emergency Response Team (CERT) on Maui.

Jeff, or “Switch” as he is known in the outrigger paddling community, is on a canoe with his wife Chanda or son Brian whenever possible and hopefully with his Granddaughter Kiala, someday. He enjoys the culture, competitive drive, and camaraderie of regatta season, and he has paddled with Hawaiian, Kihei, and Kahana Canoe Clubs, where he coached for a year. In 2024, his Hawaiian Canoe Club team took a sixth place at the IVF World Sprint Championship, represented by over 17 countries on five continents.

A big believer in self-improvement, Jeff thrives on bringing structure and systems to his roles. By developing procedures and standards for his various management roles, he believes he makes it easier for himself, owners, co-workers and those who follow. The team approach is paramount to achieving long-term results.

Maui Emergency Management Agency

Amos Lonokailua-Hewett
MEMA Administrator







Amos Lonokailua-Hewett

- 'Ohana
- Maui Fire Department – Battalion Chief Retired
- Waihona Emergency & Training Consultants LLC
- BS-Fire Administration
- MPA-Emergency Services Management
- MEMA – January 1, 2024

MEMA Leader's Intent

MISSION:

MEMA's mission is to ensure the safety and resilience of Maui Nui through collaboration, planning, and coordinated response.



Improve Administrative Programs and Processes

Strengthen the
administrative operations of
the Maui Emergency
Management Agency to
enhance efficiency,
accountability, and service
delivery for the community.



Strengthen Whole Community Preparedness

Cultivate a prepared and resilient Maui Nui through inclusive community engagement, education, and collaboration.




Enhance Emergency Response Capabilities

Improve the
County of Maui's
emergency response
phase by enhancing
coordination,
communication, and
resource deployment.



Strengthen Hazard Mitigation Strategies to Reduce Risk

Enhance Maui County's resilience to natural and human-caused hazards by identifying threats, implementing effective mitigation measures, and reducing risk.





Enhance Public Information, Alerts, and Warning Systems

Strengthen the County of Maui's ability to deliver timely, accurate, and accessible emergency information by modernizing alert systems, fostering public trust, and ensuring clear communications to all residents and visitors.

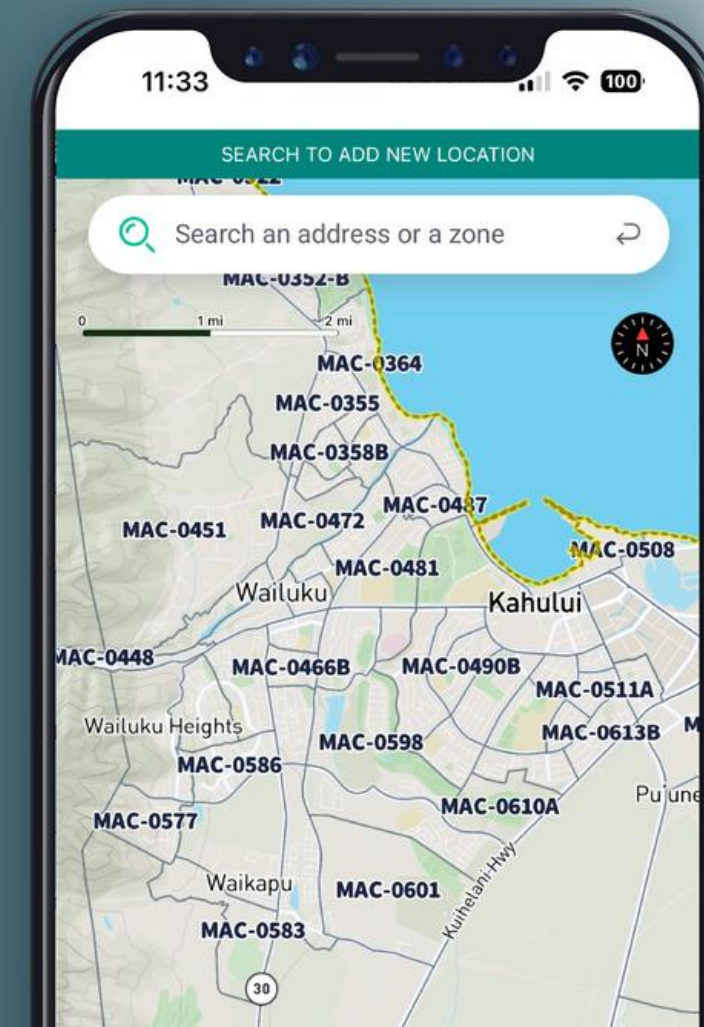


genasys Protect

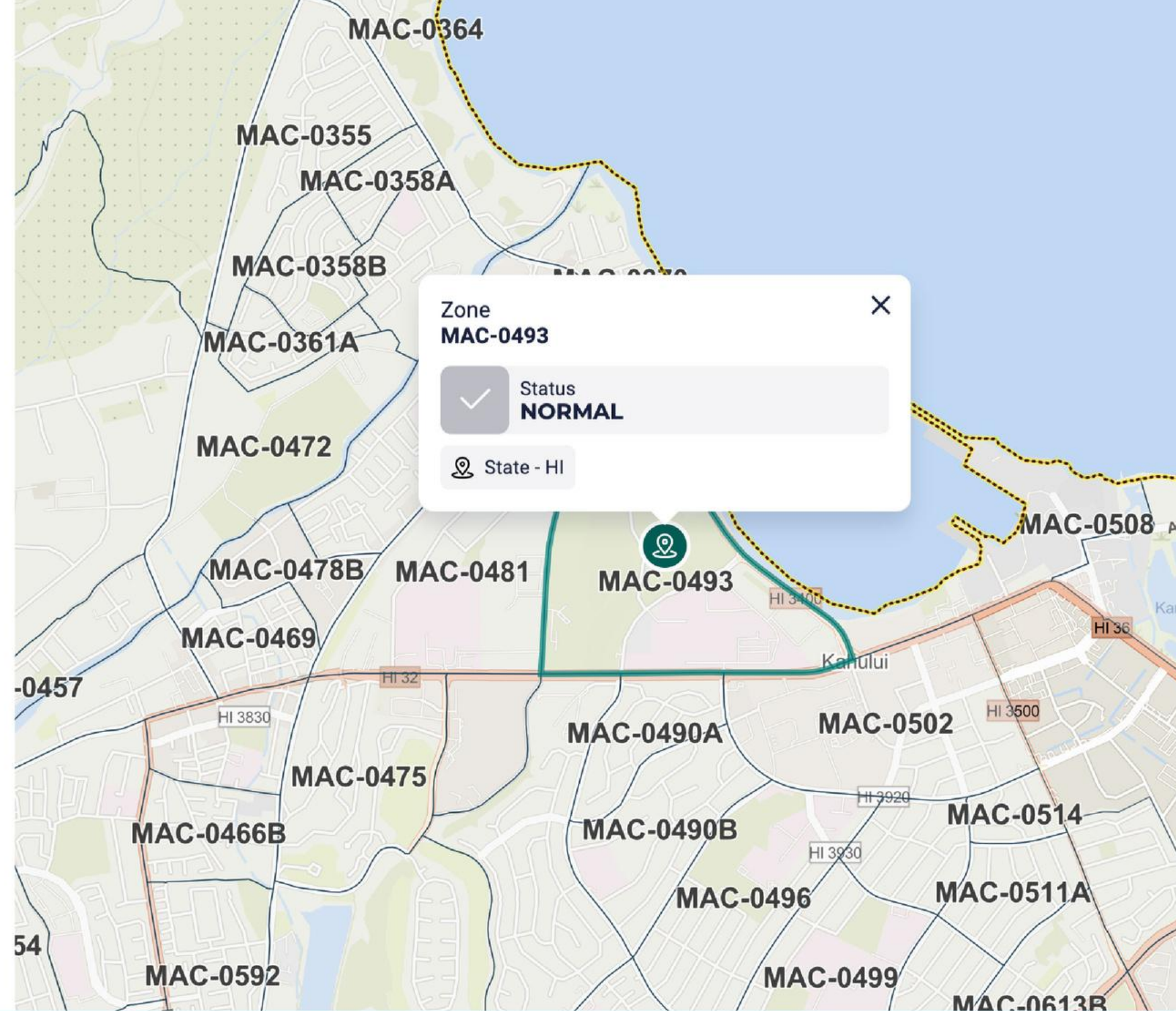
Stay informed before, during, and after an evacuation.




Find your zone now at
protect.genasys.com



What are evacuation zones?



KNOW YOUR
ZONE



For more information visit
protect.genasys.com

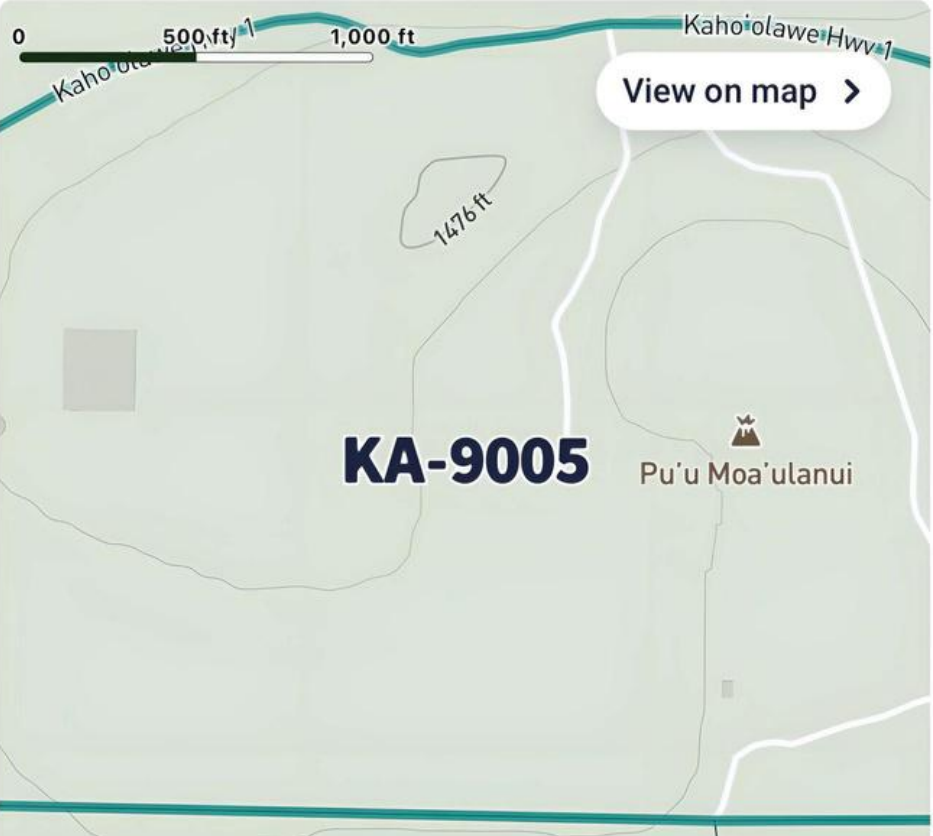
Zone Status: Normal

KAHO'OLAWE HIGHWAY 1
Zone KA-9005 Saved Location

Zone Status:
NORMAL

Updated: 2:54 PM - 04-04-2025

No current knowledge of active incidents in your area.




View on map >

Cell Phone Notification

Friday, April 4

2:53



Zone status change! now
Your followed zone KA-9005 is now under Evacuation Order

Zone Status: Evacuation Order

KAHO'OLAWE HIGHWAY 1
Zone KA-9005 Saved Location

 Zone Status:
EVACUATION ORDER

Updated: 2:52 PM - 04-04-2025

REASON
Test Test Test. This is a test by the Maui Emergency Management Agency. Repeat this is a test by the Maui Emergency Management Agency. No action needed by the public. No danger to the public is presented. Test Test Test.

Immediate threat to life. This is a lawful order to leave now. The area is lawfully closed to public access.





View on map >



Ways to Stay Informed During an Emergency

- Genasys Protect
- MEMA Alerts
- Sirens
- Emergency Alert System (EAS)
- Wireless Emergency Alerts (WEA)
- AM/FM Radio
- TV
- Trusted websites and trusted social media



MAUI EMERGENCY MANAGEMENT AGENCY

EMERGENCY PREPAREDNESS EXPO 2025

ALWAYS PREPARING, STRONGER TOGETHER:
BUILDING A RESILIENT MAUI NUI

SATURDAY, APRIL 12TH
10:00 AM - 2:00 PM



QUEEN KA'AHUMANU CENTER

275 W. KA'AHUMANU AVE.
KAHULUI

INFORMATION:

- PRIZES AND GIVEAWAYS
- COMMUNITY RESOURCES & EDUCATION
- SPEAKERS
- 30+ PARTNERING AGENCIES
- MEMA ALERTS AND GENASYS SIGN-UP AND SUPPORT

Genasys Protect will **GO LIVE at noon on May 1st**



MEMA Alerts



 genasys Protect
Download on the
 **App Store**



MEMA
Website



 genasys Protect
Download on
 **Google Play**








Current Actions

- Expanding and reorganizing
- Reimagining and developing CERT
- Incident Management Team (IMT)
- Updating plans (CEMP), Hazard Mitigation, COOP, SOG
- Upgrading EOC
- Initiating a robust, ongoing public information campaign

Mahalo Nui!!





C.E.R.T.

Community Emergency
Response Team

Everett Balmores
Communications
System Specialist





Did you know?



Did you know?

70 - 80% of all medical emergencies happen at home.

Most accidents or health problems happen where we live, not in public places.



Did you know?



70 - 80% of all medical emergencies happen at home.

Most accidents or health problems happen where we live, not in public places.

70% of cardiac arrests happen outside of a hospital.

Many heart attacks or sudden heart stops happen at home, work, or in public.



Did you know?



70 - 80% of all medical emergencies happen at home.

Most accidents or health problems happen where we live, not in public places.

70% of cardiac arrests happen outside of a hospital.

Many heart attacks or sudden heart stops happen at home, work, or in public.

60% of people who receive CPR in a public place survive.

If someone gets CPR quickly in a public place, they have a better chance of surviving.



Did you know?



70 - 80% of all medical emergencies happen at home.

Most accidents or health problems happen where we live, not in public places.

70% of cardiac arrests happen outside of a hospital.

Many heart attacks or sudden heart stops happen at home, work, or in public.

60% of people who receive CPR in a public place survive.

If someone gets CPR quickly in a public place, they have a better chance of surviving.


In 95% of emergencies, the initial first response comes from the victim or a bystander.





Would you know what to do?





History of CERT:

Mexico City 1985




Frank Borden

Nagano, Japan 1984



The CERT program started in 1985 because the Los Angeles Fire Department recognized that during large disasters, emergency responders might not be able to reach everyone right away. They wanted to train local residents to help each other with basic skills like first aid, fire safety, and search and rescue until professional help arrived. The goal was to make communities more prepared and self-sufficient during emergencies.







C.E.R.T.

Community Emergency
Response Team

Cherish Adamson
CERT Coordinator






October 29,
2022

Cherish Adamson
CERT
Coordinator





The Vision & Mission of CERT

➔ Resilience for *all* Communities ←


To build resilience by promoting preparedness, response, and recovery through best practices, resource sharing, and empowering trained community volunteers.




The Vision & Mission of CERT in Maui County

➔ 100 % of Maui County CERT Trained ←

To enhance community resilience and preparedness by building a robust CERT program in Maui County through training, development, and engagement.






What is CERT?

CERT is a training program that prepares individuals to help themselves, their families, and their neighbors in the event of a disaster.






What is CERT?

CERT trains volunteers in these basic disaster response skills: Fire safety, Light search and rescue, Team organization, & Disaster medical operations.






What is CERT?

The CERT program offers a consistent, nationwide approach to volunteer training and organization that professional responders can rely on during disaster situations, allowing them to focus on more complex tasks.






What do CERT teams do in an emergency?

Under the guidance of local emergency responders, CERT provides critical support by assisting victims, assessing damage, and organizing volunteers at disaster sites.






What do CERT teams do in an emergency?

Under the guidance of local emergency responders, CERT provides critical support by assisting victims, assessing damage, and organizing volunteers at disaster sites.

Volunteers trained in CERT also offer a potential workforce for performing duties such as shelter support, crowd control, and evacuation.






What do CERT teams do in an emergency?

Under the guidance of local emergency responders, CERT provides critical support by assisting victims, assessing damage, and organizing volunteers at disaster sites.

Volunteers trained in CERT also offer a potential workforce for performing duties such as shelter support, crowd control, and evacuation.

The role of a CERT volunteer is to help others until trained emergency personnel arrive.






What can a CERT team do in an emergency?

Head to toe assessments.



Extricating victims using cribbing.






What can a CERT team do in an emergency?


Check and clear an airway.



Rescue & removal operations

Extinguish small fires.





What can a CERT team do in an emergency?


Light search and rescue.



Provide basic First Aid.

Conduct damage assessments.






It starts with you and me.

CERT helps people prepare for emergencies,
boosts community safety, and enables
individuals to assist others in crises.






It starts with you and me.

CERT helps people prepare for emergencies,
boosts community safety, and enables
individuals to assist others in crises.

Signing up for CERT is not just a personal
investment in your safety —it's a collective step
toward a stronger, more self - reliant community.






It starts with you and me.

CERT helps people prepare for emergencies, boosts community safety, and enables individuals to assist others in crises.


Signing up for CERT is not just a personal investment in your safety toward a stronger, more self-reliant community. —it's a collective step - reliant community.


Why wouldn't you want that?





Upcoming Trainings & Events





Save - The - Dates Right Now!

Basic CERT Course

Monday, June 23rd - Wednesday,
June 25th ; Saturday, June 28th
Time: 8:00am - 5:00pm

Train - the - Trainer Course

Thursday, June 26th -
Saturday, June 28th
Time: 8:00am - 5:00pm

Lunch and snacks will be provided.

Army National Guard Armory





[2701 Mokulele Hwy, Kihei, HI 96753](https://www.google.com/maps/place/2701+Mokulele+Hwy,+Kihei,+HI+96753)

SIGN UP



FOR CERT!





Upcoming Events : April 2025

Saturday April 12th : 10:00am - 2:00pm : Kahului

Disaster Preparedness Expo : Queen Ka'ahumanu Center

Wednesday April 23rd : 5:00 - 6:00pm : Kihei

Hazard Mitigation Public Meeting : Kihei Community Center


Thursday April 24th : 5:00pm - 6:00pm : Pukalani

Hazard Mitigation Public Meeting : Mayor Hannibal Tavares
Community Center

Saturday April 26th : 9:00am - 5:00pm : Hana

29th East Maui Taro Festival : Hana Ball Park






Future Projected CERT Teams Across Maui County




100% Maui County CERT

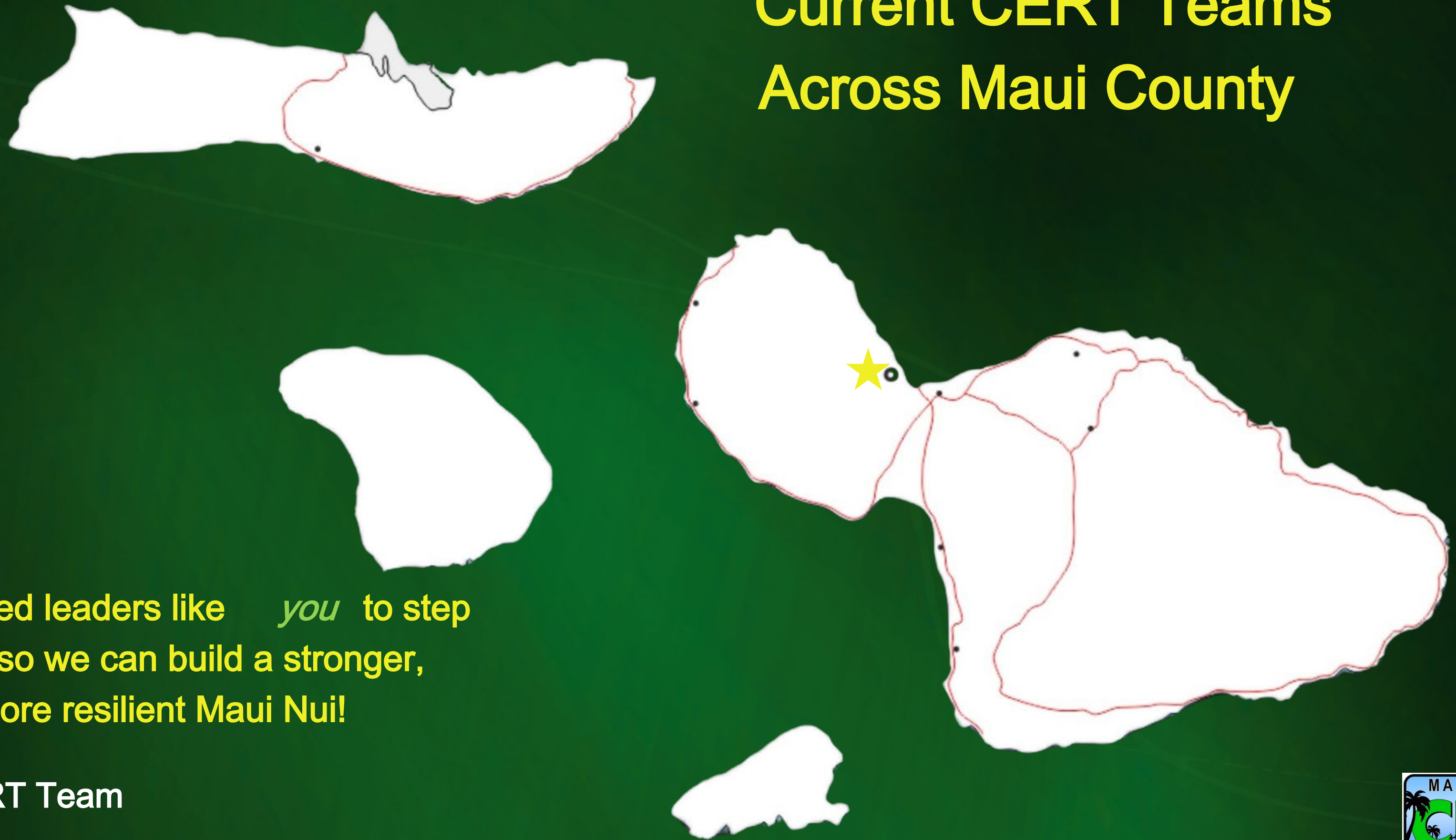


★ CERT Team






Current CERT Teams Across Maui County



We need leaders like *you* to step forward so we can build a stronger, more resilient Maui Nui!


★ CERT Team






Teen CERT for ages 13 - 17






Future Projected CERT High School Teams in Maui County



★ Teen CERT Highschool Team






Workplace CERT



FEMA






- Enhances workplace preparedness by training employees for disaster response.




Workplace CERT



FEMA






- Enhances workplace preparedness by training employees for disaster response.
- Employees gain basic disaster response skills to protect health, safety, and lives.




Workplace CERT



FEMA






- Enhances workplace preparedness by training employees for disaster response.
- Employees gain basic disaster response skills to protect health, safety, and lives.



Workplace CERT




FEMA



- CERT programs typically focus on workplace property but can assist in community emergencies with government permission.





- Enhances workplace preparedness by training employees for disaster response.
- Employees gain basic disaster response skills to protect health, safety, and lives.




Workplace CERT



- CERT programs typically focus on workplace property but can assist in community emergencies with government permission.
- Employers can seek training for employees through local or state CERT programs if they don't start their own program.





- Enhances workplace preparedness by training employees for disaster response.

- Employees gain basic disaster response skills to protect health, safety, and lives.



Workplace CERT




- Helps businesses recover faster after a disaster and supports workplace safety.

- CERT programs typically focus on workplace property but can assist in community emergencies with government permission.


- Employers can seek training for employees through local or state CERT programs if they don't start their own program.





During a declared emergency, not everyone will be asked to deploy.






During a declared emergency, not everyone will be asked to deploy.

Some CERT-trained individuals will be "Trained and Released," applying their skills and knowledge to support their households.






During a declared emergency, not everyone will be asked to deploy.

Some CERT-trained individuals will be "Trained and Released," applying their skills and knowledge to support their households.


Meanwhile, others who wish to deploy or take on leadership roles, such as training others, will be "Trained and Retained."





Regardless of which path you choose, remember that everyone plays a vital role in our community's preparedness.






Regardless of which path you choose, remember that everyone plays a vital role in our community's preparedness.

What role will you play?






Check out the County of Maui website for future trainings and opportunities to serve in our community!

SCAN HERE



TO LEARN MORE!





Cherish Adamson

CERT Coordinator


Office: (808) 270-4309

Cherish.Adamson-c@co.maui.hi.us




Preparing Your Property

For Major Weather Events – Jeff “Switch” Roberts ARM®



Prepare for the Worst and
Hope for the Best

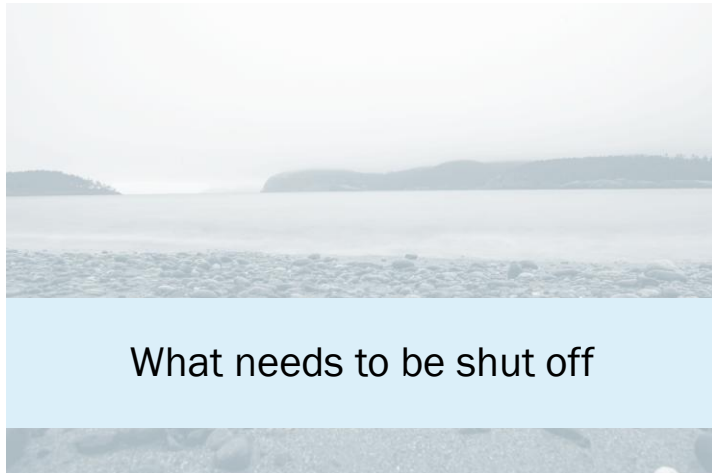
-Benjamin Disraeli



Preparation for Weather Events

Prepare Checklists or Procedures

- Electricity, Water, Gas
- Pools, Elevators, Grills
- Landscaping, Drainage
- Emergency Supplies
- Occupancy Information



What Do You and The Property Need

- PPE – Shoes, Work Gloves, Eye Protection, Raincoat, Reflective Tape/Vest, Safe Place to Meet.
- Supplies – First Aid Kit(s), Markers, Paper, Eraser Board, Walkie Talkies, Lights, Camera, Radio
- Food & Water – Fill Tubs, Bottles, Nonperishable Food
- Documentation & Training (May)
 - Notification to Owners & Guests
 - Severe Weather Actions (Pre, During & Post)
 - Contact List – Electrician, Plumber, Elevator, Landscaper, HECO, Security, Propane, Trash, Board
 - Signage – Power, Pool & Amenities, Elevators, Grills
- Property – Clear Drains, Trim Branches, Move or Stack Furniture, Inspect Lanais
- Property – Turn off: Gas, Irrigation, Electricity or Unplug sensitive electronics, Lower Pool water and Shock
- Owners/Guests – Re-assure and distribute checklist
 - Water/Food
 - Fuel
 - Safe Areas
 - Medicine and Documentation in a Ziplock or Plastic Bag
 - Amenities Shut Down Statement

Better Safe than Sorry 1-3 Days Before

Have at least one more of everything than you need, It will be used.

Preprint, postings, signage and checklists/handouts

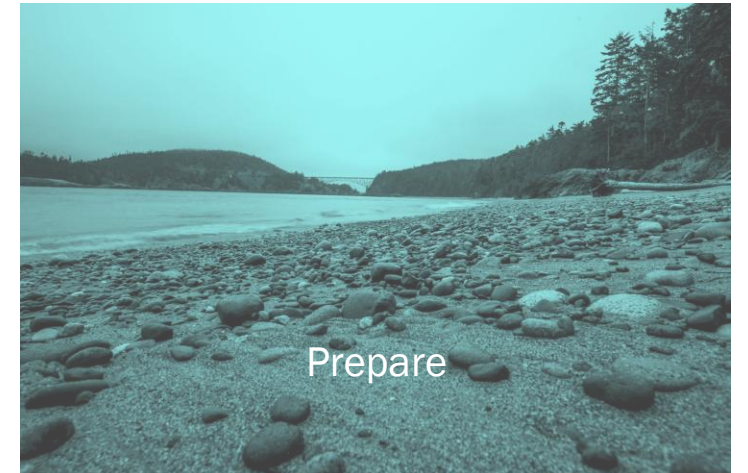
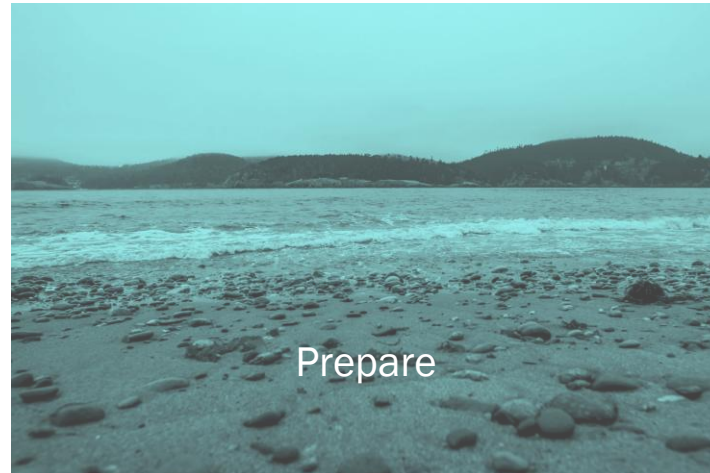
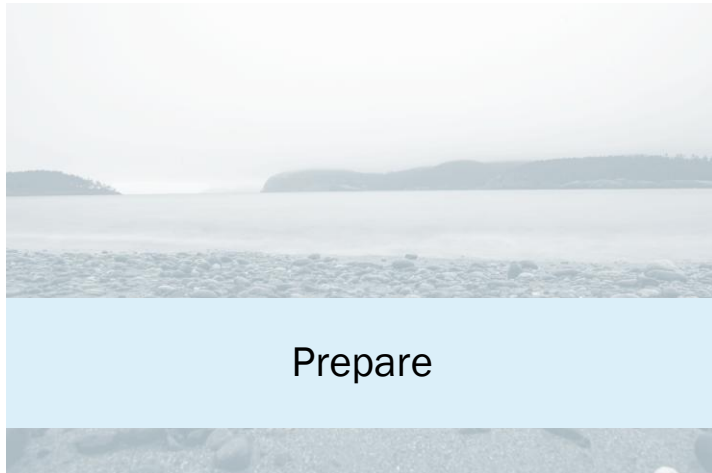
Start your preparations several days in advance – While you still have time

Inspect Property – Turn Off Irrigation

Stack ½ Pool Furniture

Add Postings behind other postings

Follow Your Own Advice



Keep Occupants informed

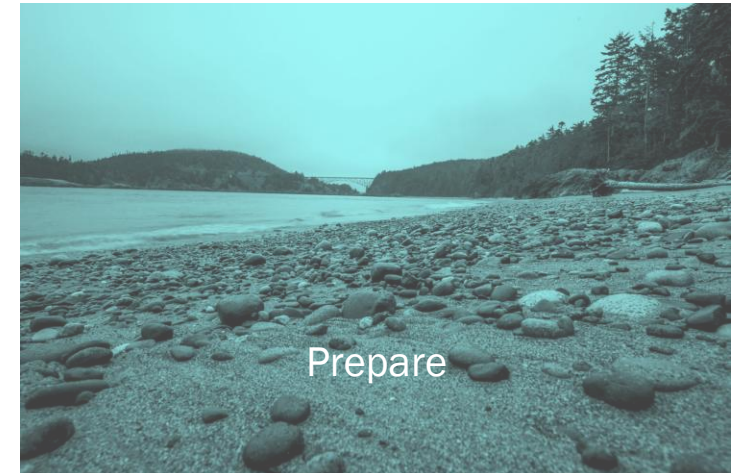
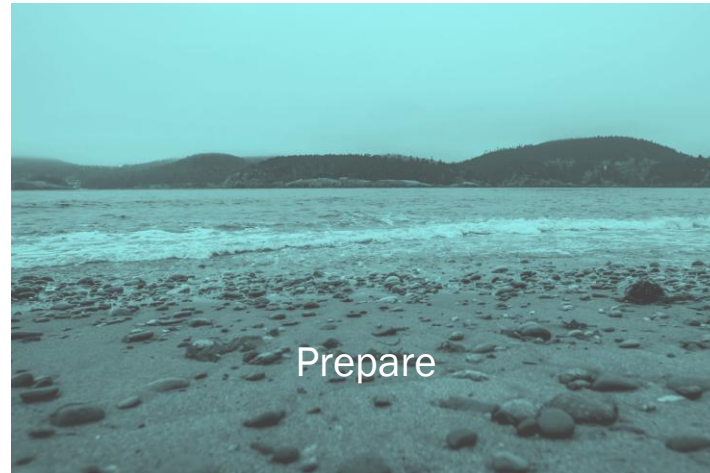
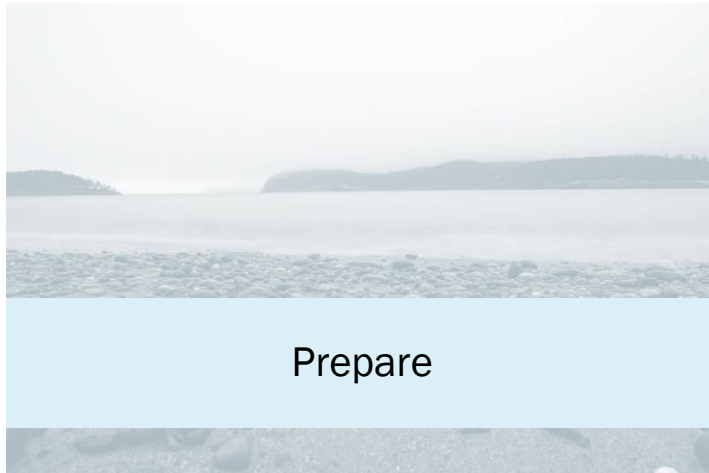
Who do they notify?

What information do they need?

When should they evacuate?

Where should they go?

Why they should be prepared?



Severe Weather Preparation Sample

Make sure you have a meeting location prepared in the event of being separated during the severe weather

Prepare

Personal	Unit
3 days of water and food	Remove items from lanai
Prepare for electrical outage	Stack or put lanai furniture against building
Charge & unlock phone	Unplug sensitive electronics
Gather medicine & documents	Fill tub or sinks with water
Gather extra clothes	Close windows and drapes
Fill or charge vehicle	Locate save area in unit (bathroom)
Have pen & paper for notes	Keep away from windows
Leave note with gathering place	Unlock doors for emergencies
Prepare raincoat and footwear	Grab towels for water ingress
Have extra cash for purchases	Leave note if leaving unit with # in party

Property Information

Property Address Info	XXXX S. Kihei Road
Please pay attention to any signs posted at the property Do not use elevators during windy weather or a fire	Please pay close attention to the property representative during and after the emergency.
Pool may be closed after the storm warning	
Park your vehicle away from any trees	

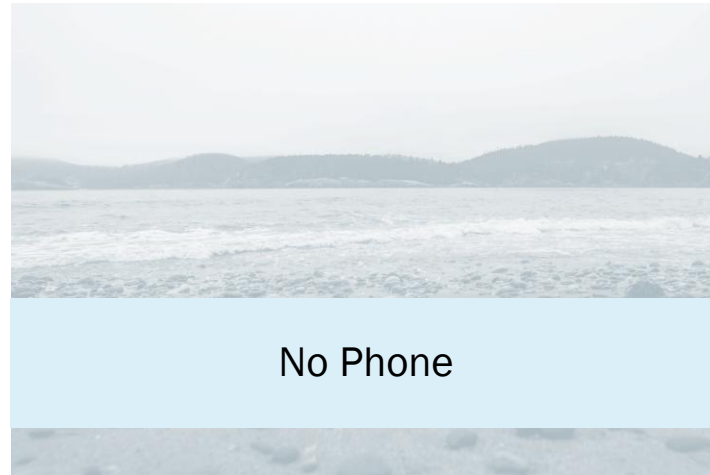

Emergency Info

Manager - XXX	808.
Police/Fire/Ambulance	911
Power Company	(808) 969-6666
Nearest Urgent Care	Enter number
Nearest Hospital	Enter number

Safety First – You Can't Help if You're Unavailable

During the weather event what actions may need to be taken:

- Personal & Staff Safety
- Meeting – Command Center
- Back-up Communication Method
- Safety of Owners & Guests



Last Minute Preparations

Turn off Pool Pumps

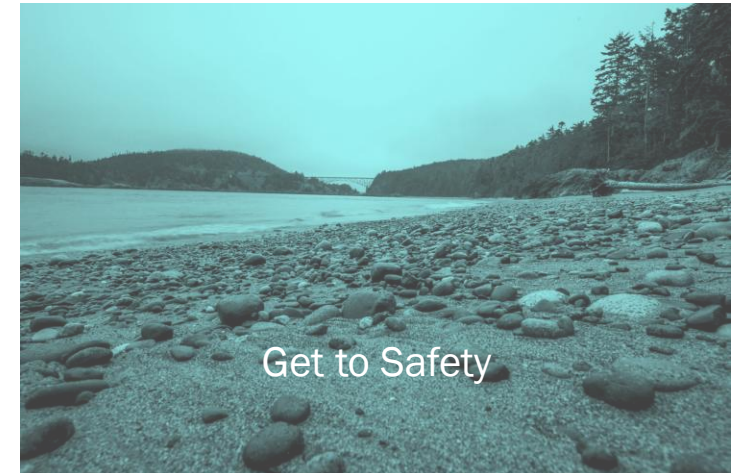
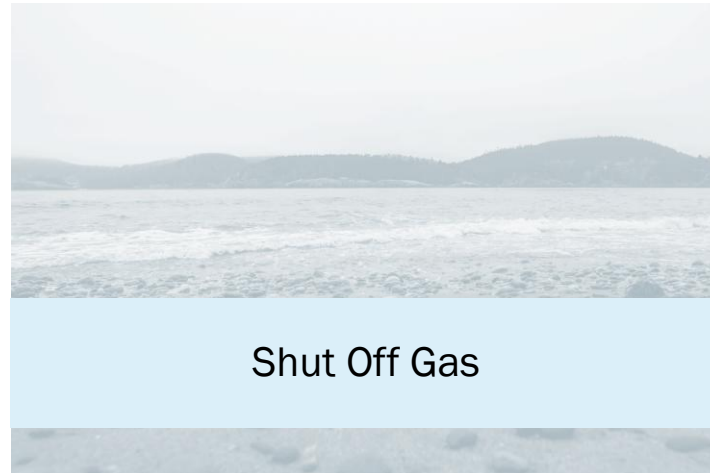
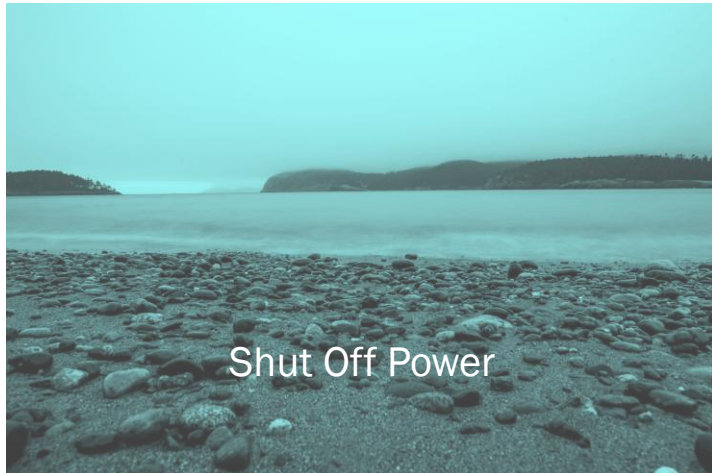
Shut Down non essential utilities: Computes, Fans, AC, Elevators, Gas

Signage and Postings

Windows Shut

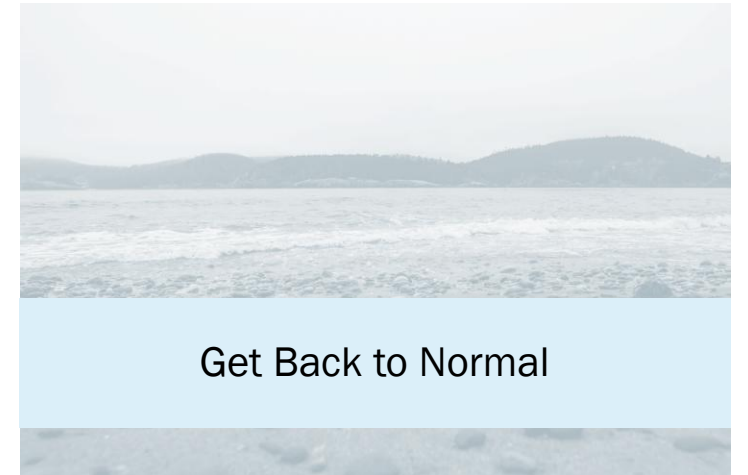
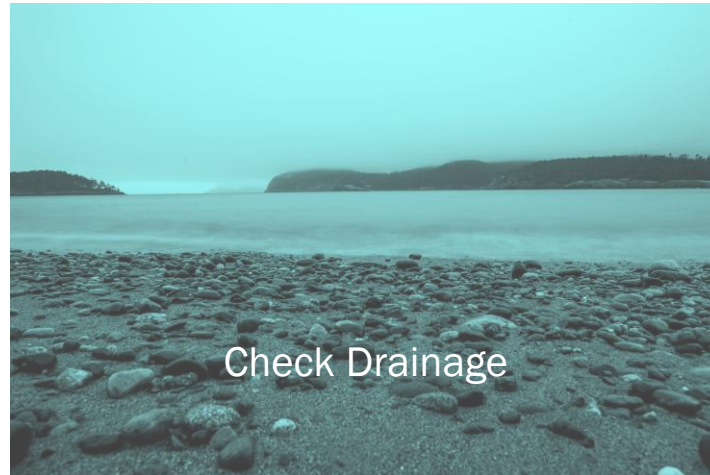
Doors Locked or Unlocked

First Aid Kit(s) - available



Post Event

- Safety of Owners & Guests
- Notify Emergency Services
- Property Safety & Damage
- Take Pictures
- Communicate with Board
- Incident Reports – Notify Insurance



Post Event – Once Fully Operational

What did you learn?

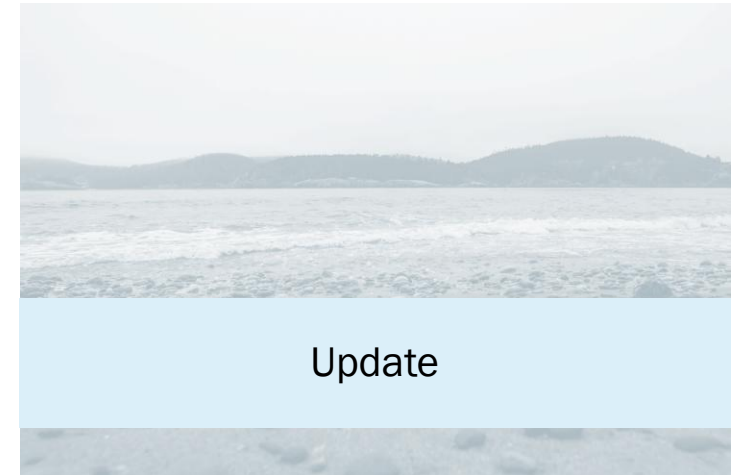

Who did you notify – Any Updates?

What information do they need – Was enough information available?

When should they evacuate – If evacuation needed what could improve

Where should they go – Was safe place adequate?

Why you should be prepared – What you do differently?



Preparing Your Property


For Major Weather Events

“

If we fail to prepare, we prepare
to fail

-James Hope

”



EMERGENCY PREPAREDNESS KIT

Large Container (for Items to be stored in and kept user ready)

Heavy Duty Plastic Bags (for computers and any other electronic equipment)

Multi-Purpose Crank Radio (light, solar panel to charge cell phone)

2 Walkie Talkies (may need more depending on your property)

Lysol Wipes

Heavy Duty Gloves

Plastic Disposable Gloves

Safety Glasses

Flashlights

Gorilla Tape

AA Batteries

9 Volt Batteries

Box Cutter Knife

Rain Pancho

Safety Vest

First Aid Kit


Bungee Cords

2 Tarps

All Hazards NOAA Weather Radio


MauiReady.org

AN EMERGENCY PREPAREDNESS WORKBOOK FOR MAUI COUNTY RESIDENTS



THIS WORKBOOK HAS 6 SECTIONS:

- 1. OUR OHANA**
- 2. PLANNING FOR AN EMERGENCY**
- 3. EMERGENCY KITS**
- 4. HEALTH AND MEDICAL INFORMATION**
- 5. PEOPLE WITH SPECIAL HEALTH NEEDS OR
ACTIVITY LIMITATION**
- 6. PET EMERGENCY PLAN**



Keep Calm and Be Prepared

Your family may not be together when disaster hits.

- How will you find each other to make sure everyone is safe?
- Is it safe to stay home or should you go to an emergency shelter?

**Use this workbook to plan ahead for emergencies
and protect your ohana.**

The last page of this workbook is a set of wallet cards you can fill out with important information. Each family member should keep one in their wallet, purse, or backpack.

Note: Place this document and other important information in a waterproof bag and keep it in a secure place. Do not give Social Security numbers, dates of birth, etc. to anyone except trusted individuals.

This booklet can be printed from www.MauiReady.org

**Funding for this publication was provided by:
Maui Emergency Management Agency
and**

Hawaii State Department of Health

**For more information, please call
Emergency Preparedness Branch (Maui)
Hawaii State Department of Health
808-243-8660**

1: OUR OHANA



Use this sheet to write information about your household (ohana) in one place. Be sure to write down phone numbers that are stored in your cell phone, in case you lose it or your battery runs out of power.

Update this booklet when information changes, especially phone numbers. Consider keeping printed photos of all household members together with this workbook.

Date reviewed: _____ (update this booklet at least once a year)

Family (Last) Name(s):			Home Phone #		
Street Address:	Apt. #:	Town:			
Emergency Contact Names and #s:			Car License Plate #(s):		
Neighbor Phone #:			E-mail Addresses:		
Last Name	First Name	Age	Sex (M / F)	Personal Cell Phone #	Other info:



2: PLANNING FOR AN EMERGENCY

Make sure all members of your ohana know:

- **When You Hear A Warning Siren**—turn on a radio to listen for warnings.
- **If You Feel A Strong Earthquake**—get away from beaches or low-lying areas immediately, don't wait for a warning siren (an earthquake can cause tsunamis)
- **“Shelter In Place”** (in some emergencies you will be told this)—Stay indoors where you are until authorities tell you it is safe or until you are told to evacuate.
- **If Your House Is Not Hurricane Safe** and you know someone whose house is safer, ask them to take you in for the storm. Otherwise, listen to local radio stations to find out which shelters are going to be open and which accept pets.
- Listen to **local** radio stations or check official announcements on social media. Conditions and announcements are different for each island and it is essential to tune in to updates **in your specific area**.

Use this information to fill out the wallet cards in the back of this workbook.

<p>Meeting place outside your home (if you need to leave your house):</p>	<p>If there is a phone number at the meeting place, write it here:</p>
<p>Alternate meeting place (in case neighborhood is inaccessible):</p>	<p>If there is a phone number at the meeting place, write it here:</p>
<p>Choose a few contact people to check in with. Let them know your location and if you are ok. Use text messaging instead of calling to keep lines open for emergencies.</p>	<p>At least one of these numbers should be off island or out of state. Contact #1: Contact #2: Contact #3:</p>
<p>Emergency shelter location(s):</p>	<p>Shelters that take pets:</p>

Safety Tip: Keep a map handy and circle emergency shelters closest to you!



EMERGENCY NUMBERS


Write down important phone numbers. You will be glad to have them handy if your cell phone is lost, broken, or out of battery!

Name ▼	Phone # ▼	Comment ▼
School:		
School:		
Work:		
Work:		
Babysitter:		
Babysitter:		
After School Program:		
Day Care:		
Church/Temple/ Synagogue:		
Pastor/Priest/ Rabbi:		
Relative/ Friend 1:		
Relative/ Friend 2:		
Relative/ Friend 3:		

Insurance/Legal

Company / Name ▼	Phone # ▼	Policy # ▼
Homeowners/ Rental Insurance:		
Car Insurance:		
Life Insurance:		
Disability Insurance:		
Lawyer:		
Other:		

3: EMERGENCY KITS



HOME SURVIVAL KIT

In case you will be staying at home during or after a major disaster or long-term power outage, make sure you have enough supplies in your pantry for at least one week:




- Food** that does not require refrigeration or cooking
- Water** in plastic containers, 2 to 4 quarts per person per day—the more the better; enough for 1-2 weeks.
- Radio & Flashlights**, plus recharging capability
- Plastic sheeting and duct tape** to protect windows from breaking or to cover up broken windows.

GO-KIT

If you leave your house (or go to an emergency shelter), you will need to bring emergency supplies with you. Make sure all family members know where the kit is kept. Use a waterproof bag, bin or backpack, or an old suitcase with wheels:

- | | | |
|---|--|---|
| <input type="checkbox"/> Food | <input type="checkbox"/> Dry clothes | <input type="checkbox"/> Rescue whistle |
| <input type="checkbox"/> Water | <input type="checkbox"/> Shoes | <input type="checkbox"/> Blanket + Towels |
| <input type="checkbox"/> Cash | <input type="checkbox"/> Duct tape | <input type="checkbox"/> Spare eyeglasses |
| <input type="checkbox"/> Toilet paper | <input type="checkbox"/> Safety pins | <input type="checkbox"/> Mosquito repellent |
| <input type="checkbox"/> Can opener | <input type="checkbox"/> Thermometer | <input type="checkbox"/> Hats and sunscreen |
| <input type="checkbox"/> Soap or sanitizer | <input type="checkbox"/> Flashlight, radio and batteries | <input type="checkbox"/> Scissors, Tools |
| <input type="checkbox"/> Medications | | <input type="checkbox"/> Tarp + Rope |
| <input type="checkbox"/> Pen and Paper | | <input type="checkbox"/> Extra car keys |
| <input type="checkbox"/> First Aid kit and tweezers | | <input type="checkbox"/> Sewing kit |
| | | <input type="checkbox"/> Extra house keys |





SUGGESTED FOOD ITEMS AND SUPPLIES FOR EMERGENCY KITS:


Note: Drinking water in your kit should be replaced every 3 to 6 months. Food items should be replaced too—depending on the type of food.

- Bottled drinking water
- Canned tuna, beans, meat, fruit, etc. with flip-top lids (that do not require a can opener)
- Cereal; Nuts; Dried fruit
- Graham crackers
- Protein bars or snacks
- Beef jerky or similar protein item
- Tea or instant coffee; sugar and powdered creamer; powdered juice or lemonade
- Comfort foods such as cookies, hard candy
- Peanut butter
- Plastic containers with lids
- Garbage bags
- Liquid dish soap
- Foil or plastic wrap
- Cloth or paper towels and baby wipes
- Utensils for cooking and eating
- Latex or non-latex gloves
- Plastic food bags
- Manual can and bottle opener
- Hibachi and fuel



KEEP AN EMERGENCY KIT IN YOUR CAR.

- Rope
- Flares
- Water
- Shovel
- Blanket/towel
- Safety goggles
- Jumper cables
- Fix-a-flat (4 cans)
- Tools
- Cash
- Cell phone charger that plugs into car lighter
- Extra keys to house
- Leather work gloves
- Map to locate shelter
- Jump-starting device








4: HEALTH INFORMATION— MEDICATIONS, TREATMENTS, AND MEDICAL CONDITIONS


Write **ALL** medications for 1 person on this sheet.

If more than one family member takes medications, copy this page and make a separate list for each person.

If dose or medication changes, cross out the entire row and write new information on a new line.

Patient Name ►			
Medication Name ▼	Dose & Frequency	Pharmacy & Doctor Name	Note/Comment

	Eyeglass Prescription
 Right Eye:	
 Left Eye:	

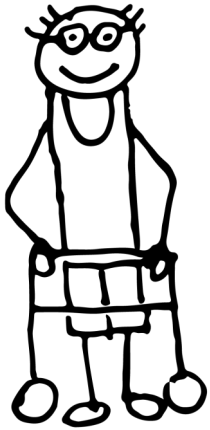
Hearing Aid Info	
Battery Type:	




HEALTH INFORMATION— PHONE & POLICY NUMBERS

Name or Company	Phone #	Policy Number or Note
Doctor:		
Doctor:		
Clinic:		
Clinic:		
Caregiver:		
Hospital:		
Dentist:		
Eye Doctor or Optician:		
Pharmacy:		
Pharmacy:		
Medical Insurance:		
Medicaid or Medicare:		
Prescription Drug Coverage:		
Dental Insurance:		
Vision Insurance:		

Is everyone in your household up-to-date on vaccinations?
It's always a good idea to keep vaccination records in one place.
You may want to include a copy here.



5: PEOPLE WITH SPECIAL HEALTH NEEDS OR ACTIVITY LIMITATION



Anyone who is disabled, ill, or just not as strong as they used to be may require more careful planning and more time for evacuating their home. This includes people who have difficulty walking, seeing, breathing, understanding,

learning, or responding quickly—**You, your family, and your caregivers are in the best position to plan for your safety during and after an emergency or disaster situation. The time to start planning is now.**

PLANNING TAKES TIME. Many organizations have information to help you with all the parts of emergency preparedness. Most of them urge you to follow a plan of “getting ready,” including:

1. Getting informed
2. Making a plan
3. Assembling a kit
4. Maintaining your plan and kit

TAKE THE FIRST STEP TODAY.

Arrange a meeting with your family and caregivers to talk about this important topic.

WRITE THIS INFORMATION DOWN

Keep it in a waterproof place. Think of anything else you might want to include, like financial information.




PEOPLE WITH SPECIAL NEEDS OR ACTIVITY LIMITATION


If you have special needs, discuss them with your family and caregivers, write additional details here. Attach extra pages if necessary.

CAREGIVERS & AGENCIES

Name or Company	Phone #	Service Provided/ Schedule




6: PET EMERGENCY PLAN



Every pet owner should make emergency plans for their pet and review those plans at least once a year.

Date last reviewed: _____

Family (Pet Owner's) Name:					
Street Address:	Apt. #:	Town:	Home Phone: Cell Phone:	Neighbor Phone #:	
Veterinarian & Kennel Contact Information:					
	Pet Name, Type of Pet, and Age of Pet	Description, ID #, Microchip #, and Tattoo Info (cats & dogs should have collar and tag)		Special Needs/Diet Info/ Vaccination History/Medical Issues	
1					
2					
3					
4					
5					



Pet Preparedness

Recommendations from Maui Humane Society

Be Prepared:


The best way to protect your family from the effects of a disaster is to have a disaster plan. If you are a pet parent, that plan includes your pets.

- Determine the safest place in your home, away from windows and breakables.
- Make prior arrangements with someone who may live in a safer area.
- Make sure you have a pet carrier for each pet. The carrier should be large enough for your pet to stand up and turn around. Your pet should be familiar with the carrier ahead of time.
- Take current photos of your pet to have as identification, should you and your pet become separated.
- Keep your pet's vaccinations up to date and keep the records handy.

Emergency Supplies for Your Pets

Make a clearly labeled, waterproof, and easy to carry “**Go-Kit**” for your pet. Make sure that everyone in the family knows where it is, and be sure to bring it if you evacuate with your pet.

**Make sure
your pet has
an ID tag!**



- | | |
|---|---|
| <input type="checkbox"/> Water, Pet Food, and Bowls | <input type="checkbox"/> Flashlight & batteries |
| <input type="checkbox"/> Harness and Leash (Note: harnesses are recommended for safety and security) | <input type="checkbox"/> Liquid soap and disinfectant |
| <input type="checkbox"/> Two-week supply of any medicine your pet requires (medications need to be rotated regularly) | <input type="checkbox"/> Disposable garbage bags |
| <input type="checkbox"/> Copy of pet's medical records | <input type="checkbox"/> Latex or non-latex gloves |
| <input type="checkbox"/> Crate or Carrier (one for each pet) plus paper liner | <input type="checkbox"/> Pet first-aid kit and book |
| <input type="checkbox"/> For dogs: Long leash and yard stake | <input type="checkbox"/> Recent photos of your pets or proof of ownership |
| <input type="checkbox"/> For cats: Disposable litter trays (e.g. aluminum roasting pans) plus cat litter | <input type="checkbox"/> Manual can opener |
| | <input type="checkbox"/> Blanket (for scooping up a fearful pet) |
| | <input type="checkbox"/> Familiar toys, blankets, treats |

Emergency Contact Wallet Cards

Fill out cards based on section 2. Cut them out and give one to each family member to keep in their wallet, purse, or car.



Family Emergency Card

In a disaster or emergency, use these phone numbers below to check in with your family.

Name _____ Local Contact #1 _____ Phone # _____

Name _____ Local Contact #2 _____ Phone # _____

Name _____ Off-Island Contact _____ Phone # _____

Family Emergency Card

In a disaster or emergency, use these phone numbers below to check in with your family.

Name _____ Local Contact #1 _____ Phone # _____

Name _____ Local Contact #2 _____ Phone # _____

Name _____ Off-Island Contact _____ Phone # _____

Family Emergency Card

In a disaster or emergency, use these phone numbers below to check in with your family.

Name _____ Local Contact #1 _____ Phone # _____

Name _____ Local Contact #2 _____ Phone # _____

Name _____ Off-Island Contact _____ Phone # _____

Family Emergency Card

In a disaster or emergency, use these phone numbers below to check in with your family.

Name _____ Local Contact #1 _____ Phone # _____

Name _____ Local Contact #2 _____ Phone # _____

Name _____ Off-Island Contact _____ Phone # _____

Family Emergency Card

In a disaster or emergency, use these phone numbers below to check in with your family.

Name _____ Local Contact #1 _____ Phone # _____

Name _____ Local Contact #2 _____ Phone # _____

Name _____ Off-Island Contact _____ Phone # _____

Family Emergency Card

In a disaster or emergency, use these phone numbers below to check in with your family.

Name _____ Local Contact #1 _____ Phone # _____

Name _____ Local Contact #2 _____ Phone # _____

Name _____ Off-Island Contact _____ Phone # _____

Family Emergency Card

In a disaster or emergency, use these phone numbers below to check in with your family.

Name _____ Local Contact #1 _____ Phone # _____

Name _____ Local Contact #2 _____ Phone # _____

Name _____ Off-Island Contact _____ Phone # _____


Family Emergency Card

In a disaster or emergency, use these phone numbers below to check in with your family.

Name _____ Local Contact #1 _____ Phone # _____

Name _____ Local Contact #2 _____ Phone # _____

Name _____ Off-Island Contact _____ Phone # _____



Emergency Contact Wallet Cards

Fill out cards based on section 2. Cut them out and give one to each family member to keep in their wallet, purse, or car.

Emergency Meeting Places

Know where to go in case you need to leave your home or can't go home because of a disaster.

Pick 2 places to meet:

Outside your Home

Outside your Neighborhood

Emergency Meeting Places

Know where to go in case you need to leave your home or can't go home because of a disaster.

Pick 2 places to meet:

Outside your Home

Outside your Neighborhood

Emergency Meeting Places

Know where to go in case you need to leave your home or can't go home because of a disaster.

Pick 2 places to meet:

Outside your Home

Outside your Neighborhood

Emergency Meeting Places

Know where to go in case you need to leave your home or can't go home because of a disaster.

Pick 2 places to meet:

Outside your Home

Outside your Neighborhood

Emergency Meeting Places

Know where to go in case you need to leave your home or can't go home because of a disaster.

Pick 2 places to meet:

Outside your Home

Outside your Neighborhood

Emergency Meeting Places

Know where to go in case you need to leave your home or can't go home because of a disaster.

Pick 2 places to meet:

Outside your Home

Outside your Neighborhood

Emergency Meeting Places

Know where to go in case you need to leave your home or can't go home because of a disaster.

Pick 2 places to meet:

Outside your Home

Outside your Neighborhood

Emergency Meeting Places

Know where to go in case you need to leave your home or can't go home because of a disaster.

Pick 2 places to meet:

Outside your Home

Outside your Neighborhood

14 - DAY DISASTER PREPARATION SUPPLY KIT LIST



ZEPHYR
INSURANCE

HOW MUCH WATER IS NEEDED ?

One gallon of water is needed per person per day for drinking and sanitation. When preparing a disaster kit, there should be 14 Gallons of water per person.

HOW MUCH FOOD IS NEEDED PER DAY?

A 14-Day supply of easy-to-prepare, nonperishable food is needed per person.

MEDICAL SUPPLIES

A 14-Day supply of prescription medicines 14, medical items (glasses, contacts, hearing aids, syringes) medical devices, and first aid kits.

CELLPHONE

With alternate power sources and chargers.

SANITATION AND HYGIENE

Moist towelettes, hand sanitizer, diapers, feminine hygiene products, personal hygiene products, toilet paper, and trash bags, and incontinence supplies.

PET SUPPLIES

A 14-day supply of food, collar, leash, carrier, bowls, waste disposal products, water, and medicines.

IMPORTANT DOCUMENTS

Vital papers in a water proof container, personal records (birth, marriage, divorce, adoption, and death certificates), valid ID's (drivers license, passport, state, and military ID). Social Security cards. Financial documents, medical records (prescriptions, copies of health insurance card, health care providers contact information.) A copy of your personal insurance policies.



"For over 50 years, Zephyr Insurance has been improving the lives of our customers. We use company images to give our customers a better experience to our customers."

EXTRA CLOTHING

Clothing, jackets, socks, hats, shoes, and rain gear.

CASH

If electronic payment methods are unavailable.

FLASHLIGHT

With extra batteries. Important to signal for help and navigate.

RADIO

Either a hand-crank radio or battery-operated radio.

FAMILY AND EMERGENCY CONTACT INFORMATION

Photos and phone numbers, of family members, friends, and neighbors. Your healthcare provider's names and contact information.

TOOL KIT

Wrench, pliers, screw drivers, and other tools used to turn off utilities. Basic tool kit, duct tape, dust masks, and tarps. Matches and or a lighter.

WHISTLE

Important for signaling first responders.

MAPS

Maps of local area.

BLANKET/SLEEPING BAG

To sleep if sheltering away from home.

PORTABLE COOKING SUPPLIES

Portable stove, pot, utensils, cookware, matches or lighters, manual can opener

CHILDREN'S SUPPLIES

Books, games, puzzles, or activities for children.



CHECKLIST

- 14 Gallons Of Water Per Person
- 14-Day Supply Of Food Per Person
- Medical Supplies
- Cellphone With Power Banks
- Sanitation And Hygiene Supplies
- Pet Supplies
- Important Documents
- Extra Clothing
- Cash
- Flashlight With Extra Batteries
- Radio
- Emergency Contact Information
- Tool Kit
- Whistle
- Maps
- Blanket/Sleeping Bag
- Portable Cooking Supplies
- Children's Supplies



1001 BISHOP ST
STE 2750
HONOLULU, HI 96813
808.440.5400
ZEPHYRINSURANCE.COM



"Helping To Build Stronger Community Associations on Maui"

Mahalo to our 2025 Platinum Sponsors




ALLANA BUICK & BERS
Making Buildings Perform Better

Allana Buick & Bers



Ameritone Maui

Ameritone Maui



Associa[®]
Hawaii

Associa Hawaii



Atlas Insurance Agency



Bank of Hawaii

Bank of Hawaii

BERDING | WEIL
ATTORNEYS AT LAW

Berding & Weil LLP

"Helping To Build Stronger Community Associations on Maui"

Mahalo to our 2025 Platinum Sponsors



Bergeman Group



Coastal Windows



Benjamin Moore®

Da Kine Paints LLC



DESTINATION MAUI INC
ASSOCIATION MANAGEMENT

Destination Maui, Inc.



First Citizens Bank



First Onsite

"Helping To Build Stronger Community Associations on Maui"

Mahalo to our 2025 Platinum Sponsors



Flood Pro Hawaii



Hawaiian Telcom



Hawaiiiana Management
Company, Ltd.



Ikehu Utility Solutions



Insurance Associates



JOHN H CONNORS
INSURANCE
MAUI

Insurance for all Risks
EXPERIENCE • WISDOM • SERVICE

John H. Connors Insurance

"Helping To Build Stronger Community Associations on Maui"

Mahalo to our 2025 Platinum Sponsors



Kasdan Turner Thomson
Booth LLLC



Kawika's Painting, Inc.



Kokua Realty LLC



Maui Disposal



Porter Kiakona Kopper LLP



Premier Restoration HI

"Helping To Build Stronger Community Associations on Maui"

Mahalo to our 2025 Platinum Sponsors



sagewater.com/hawaii

Sagewater



Structural Concrete Bonding
& Restoration Inc.




Spectrum



Waste Pro Hawaii LLC

Non-Profit Vendor

Maui Emergency
Management Agency



COMMUNITY COUNCIL OF MAUI (CCM)

SEMINAR EVALUATION

Please answer the following questions as candidly as possible. Your comments will be used to improve the quality of future programs. Please return it to the Registration Desk.

.....

NAME OF SEMINAR: _____

Please rate this Seminar on the following statements from 1-5 (5 being the highest)

Overall _____

Easily Understood _____

Usefulness _____

Time Allotments _____

Seminar Packet _____

Facility _____

1. Overall, did today's program meet your expectations? ____YES ____NO

Please elaborate:

2. What improvements can you suggest for future presentations of this seminar?

3. Please list topics that would be of interest to you for future seminars.

a. _____

b. _____

4. Are you a CCM Member? ____YES ____NO

5. How did you hear about this seminar?

____ CCM Newsletter ____ Seminar Flyer ____ Referral from individual

____ Local Newspaper ____ Managing Agent/Property Manager

____ E-Mail ____ Other (please specify) _____

Name: _____

Organization/Association: _____

Address: _____

Business Phone: _____

E-Mail Address: _____

**If you are not receiving e-mails from CCM, please update your e-mail address

MAHALO!

2025 Save-the-Date

Summer 2025

Hot Topics – Date TBA

September 5

Legislative Update

October 10

Structural Hazards

November 21

Annual Trade Show